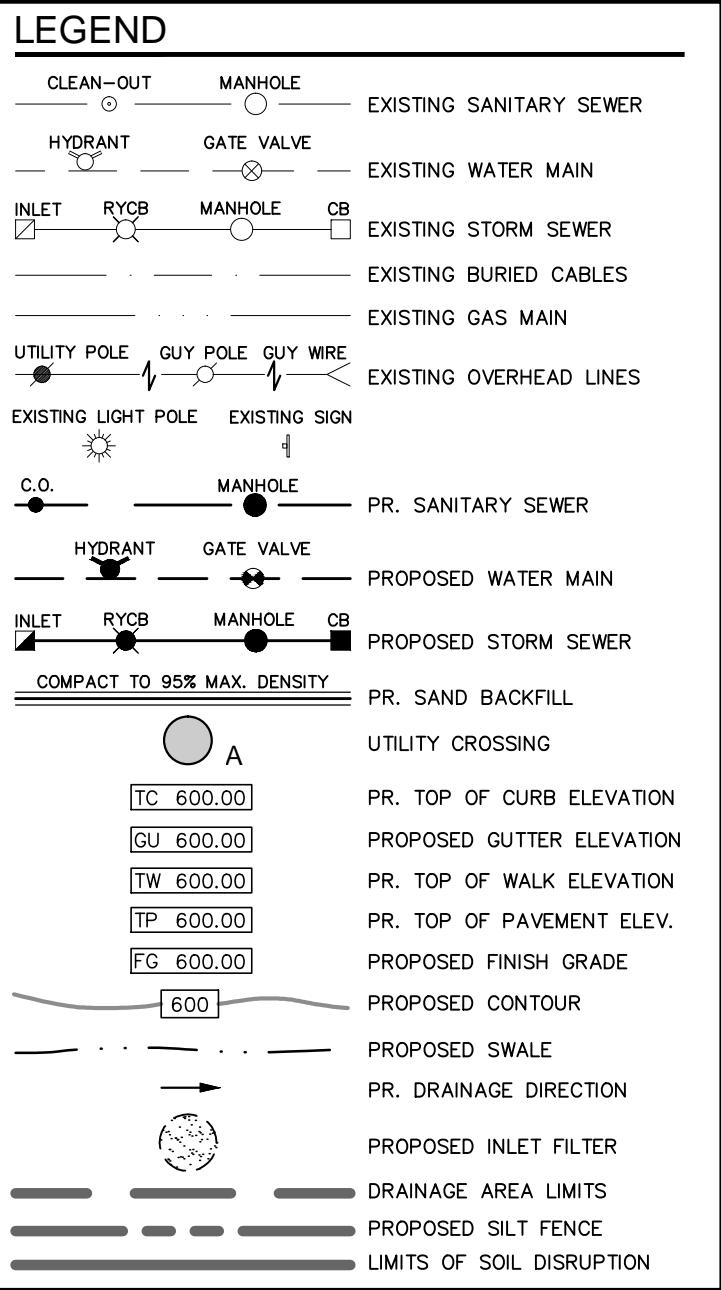
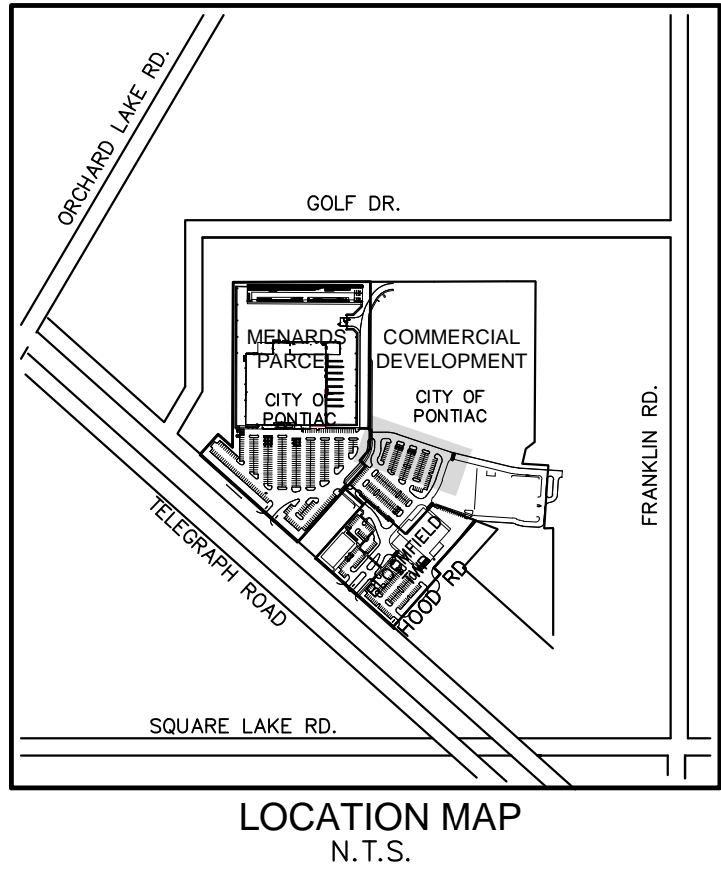



Sanitary Structure Schedule	
Structure Name	Structure Details
#1 4' DIA SAN. MH EJW 1040ZPT W/ PONTIAC LOGO	PR. RIM 950.07 PR. 12" E. INV. 938.76 PR. 12" W. INV. 938.76
#2 4' DIA SAN. MH EJW 1040ZPT W/ PONTIAC LOGO	PR. RIM 949.38 PR. 12" E. INV. 939.38 PR. 12" N. INV. 939.48 PR. 8" W. INV. 939.48
#E7 TAP & ADJ. EX. SAN MH	PR. RIM 949.61 PR. 12" W. INV. 938.30 PR. 8" S. INV. 939.44 EX. 12" E. INV. 938.24



NF
ENGINEERS
CIVIL ENGINEERS
LAND SURVEYORS
LAND PLANNERS

NOWAK & FRAUS ENGINEERS
46777 WOODWARD AVE.
PONTIAC, MI 48342-5032
TEL. (248) 332-7931
FAX. (248) 332-8257

SEAL



PROJECT
Village at Bloomfield

CLIENT
REDICO
One Towne Square,
Suite 1600
Southfield, MI 48076

Contact:
--
Phone: (248) 784-6486

PROJECT LOCATION
Part of the W. 1/2 of Section 5,
T. 2N., R. 10E., and part of the
NE 1/4 of Section 6, T. 2N., R.
10E., Bloomfield Township, The
City of Pontiac and Bloomfield
Township (conditionally
transferred to The City of
Pontiac) Oakland County,
Michigan

SHEET
Sanitary Sewer Profiles



Know what's below
Call before you dig.

DATE ISSUED / REVISED
05-12-17 Bids / Permits

DRAWN BY:

A. Wiseman

DESIGNED BY:

A. Wiseman

APPROVED BY:

P. Williams

DATE:

03-16-17

SCALE: 1" = 30'



NFE JOB NO.

A116-21

SHEET NO.

C-45

Profile E7-2

